



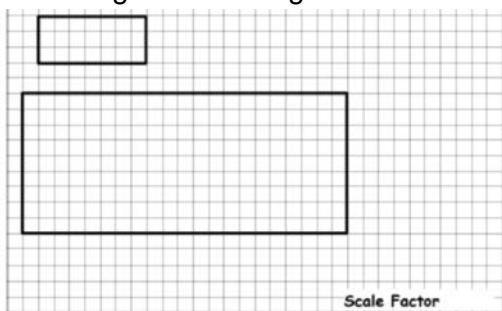
Starter:

If a rectangle measures 2cms by 3cms, what would the new measurements be if the rectangle was enlarged by a scale factor of:

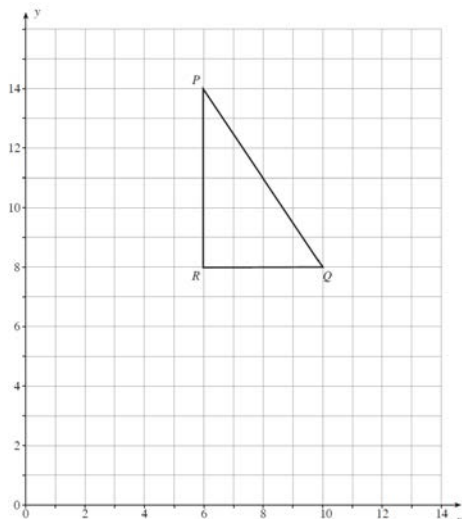
- a) 3
- b) 2.5
- c) $\frac{1}{4}$

Skills:

1) What scale factor has been used to enlarge this rectangle?



2) Enlarge the triangle PQR using centre (0,0) by a scale factor of $\frac{1}{2}$

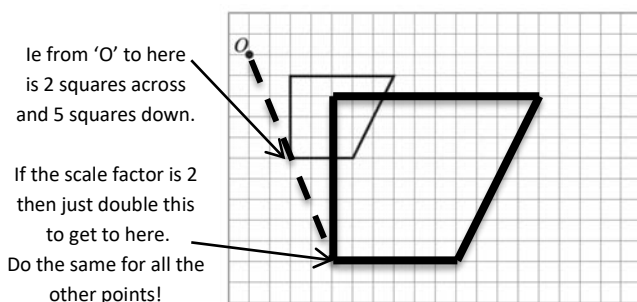


Top Tips!

After you've enlarged your shape, have a look at your answer and check if it actually looks like the same shape as the original!

If the scale factor is 2 for example, then **every** side of the new shape should be 2 times as long as the original,

If you struggle with drawing diagonals then count the squares going across and up/down instead.

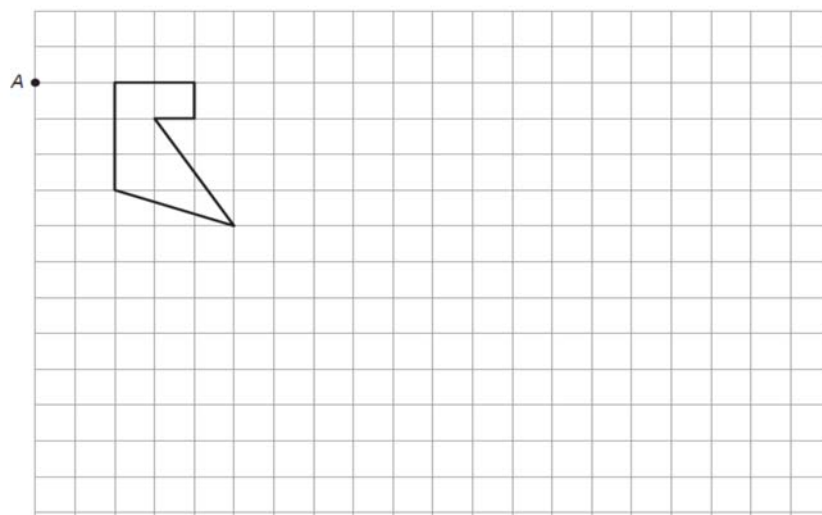


Examination Question:

2016 January Link Methods Unit 2 Higher 7a

Enlarge the shape shown on the grid by a scale factor of 2 using A as the centre of enlargement. (3)

(a) Enlarge the shape shown on the grid by a scale factor of 2 using A as the centre of enlargement. [3]



Assessment for Learning

Video / QR code



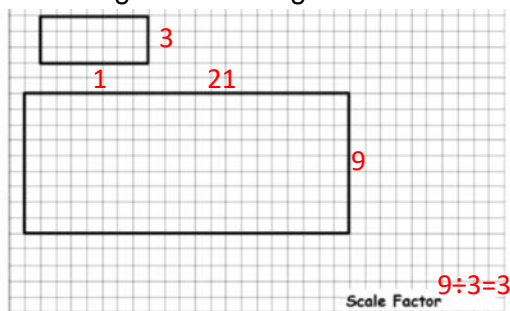
Starter:

If a rectangle measures 2cms by 3cms, what would the new measurements be if the rectangle was enlarged by a scale factor of:

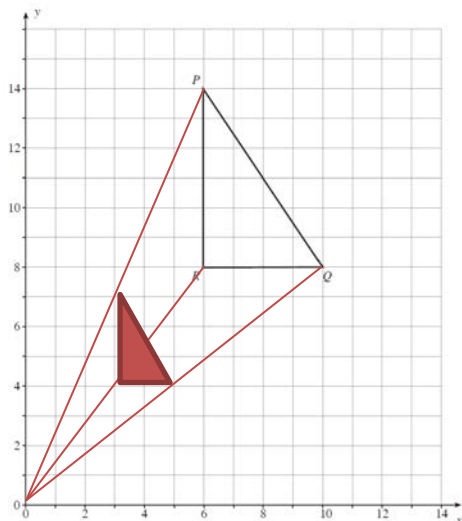
- a) 3 $2 \times 3 = 6\text{cm}, 3 \times 3 = 9\text{cm}$
- b) 2.5 $2 \times 2.5 = 5\text{cm}, 3 \times 2.5 = 7.5\text{cm}$
- c) $\frac{1}{4}$ $2 \times 0.25 = 0.5\text{cm},$
 $3 \times 0.25 = 0.75\text{cm}$

Skills:

1) What scale factor has been used to enlarge this rectangle?



2) Enlarge the triangle PQR using centre (0,0) by a scale factor of $\frac{1}{2}$

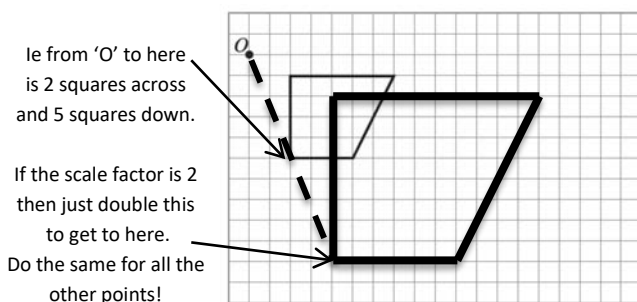


Top Tips!

After you've enlarged your shape, have a look at your answer and check if it actually looks like the same shape as the original!

If the scale factor is 2 for example, then **every** side of the new shape should be 2 times as long as the original,

If you struggle with drawing diagonals then count the squares going across and up/down instead.



Examination Question:

2016 January Link Methods Unit 2 Higher 7a

Enlarge the shape shown on the grid by a scale factor of 2 using A as the centre of enlargement. (3)

(a) Enlarge the shape shown on the grid by a scale factor of 2 using A as the centre of enlargement. [3]

